



Living in Delaware With HIV

Delaware data through 12/31/2021

Exposure Category	Living in DE With HIV (All Stages)	
	Number	Percent
Gender		
Male	2642	71.4%
Female	1057	28.6%
Total	3699	100.0%
Residence		
Kent County	526	14.2%
New Castle County	2305	62.3%
Wilmington Metro Area	1325	35.8%
Outside Wilmington Metro Area	980	26.5%
Sussex County	849	23.0%
Unknown	19	0.5%
Total	3699	100.0%
Age at Diagnoses		
<13	45	1.2%
13-19	146	3.9%
20-29	1023	27.7%
30-39	1213	32.8%
40-49	830	22.4%
50+	442	11.9%
Total	3699	100.0%
Race/Ethnicity		
Hispanic - All races	313	8.5%
White	1152	31.1%
Black	2121	57.3%
Other ²	113	3.1%
Total	3699	100.0%
Mode of Exposure in Adult Cases		
MSM	1541	41.7%
IDU	538	14.5%
MSM/IDU	160	4.3%
Heterosexual contact w/IDU	184	5.0%
Heterosexual contact	1043	28.2%
Transfusion/transplant recipient	4	0.1%
Risk not reported/other	184	5.0%
Pediatric Exposure	45	1.2%
Total	3699	100.0%
Mode of Exposure in Pediatric³ Cases		
Mother with/at risk for infection	35	77.8%
Receipt of blood transfusion or tissue	0	0.0%
Hemophilia/Coagulation Disorder	2	4.4%
Other/risk not reported	8	17.8%
Total	45	100.0%

¹Living" data includes anyone living in Delaware with HIV regardless of current stage

²Other includes Asian, Pacific Islander, American Indian, Alaskan Native or Multi-racial.

³Pediatric cases are individuals <13 years of age.

Approximately 24% of HIVdiagnosed persons living in Delaware were initially diagnosed in another state and moved to Delaware after diagnoses.

Note: A clients original HIV disease diagnosis date is based on the first known date of HIV infection regardless of which HIV stage that person was in at that time.

Eight Year History of New Infections (DE Cases)

2014	2015	2016	2017	2018	2019	2020	2021*
117	106	115	124	92	93	92	82

*So Far This Year

New Infection = Year in which HIV infection was first diagnosed

Previous Year at This Time 92

Current Prevalence Rate (per 100,000) 378.31

Top HIV Exposure Risk Groups for 2021 Thus Far

Exposure Risk	#	%
MSM	45	55%
Hetero	21	26%
IDU	8	10%
Other/Unknown	8	10%



Total HIV Diagnosed Since 1981

Gender

Male	4603	72.2%
Female	1776	27.8%
Total	6379	100%

Residence

Kent County	755	11.8%
New Castle County	4653	72.9%
Wilmington Metro Area	2945	46.2%
Outside Wilmington Metro Area	1708	26.8%
Sussex County	964	15.1%
Unknown	7	0.1%
Total	6379	100%

Age at Diagnoses

<13	54	0.8%
13-19	179	2.8%
20-29	1541	24.2%
30-39	2255	35.4%
40-49	1526	23.9%
50+	824	12.9%
Total	6379	100%

Race/Ethnicity

Hispanic - All races	416	6.5%
White	1745	27.4%
Black	4131	64.8%
Other	87	1.4%
Total	6379	100%

Mode of Exposure in Adult Cases

MSM	2152	33.7%
IDU	1843	28.9%
MSM/IDU	333	5.2%
Heterosexual contact w/IDU	420	6.6%
Heterosexual contact	1371	21.5%
Transfusion/transplant recipient	21	0.3%
Risk not reported/other	185	2.9%
Pediatric Exposure	54	0.8%
Total	6379	100%

Mode of Exposure in Pediatric Cases

Mother with/at risk for infection	49	90.7%
Receipt of blood transfusion or tissue	1	1.9%
Hemophilia/Coagulation Disorder	1	1.9%
Other/risk not reported	3	5.6%
Total	54	100%

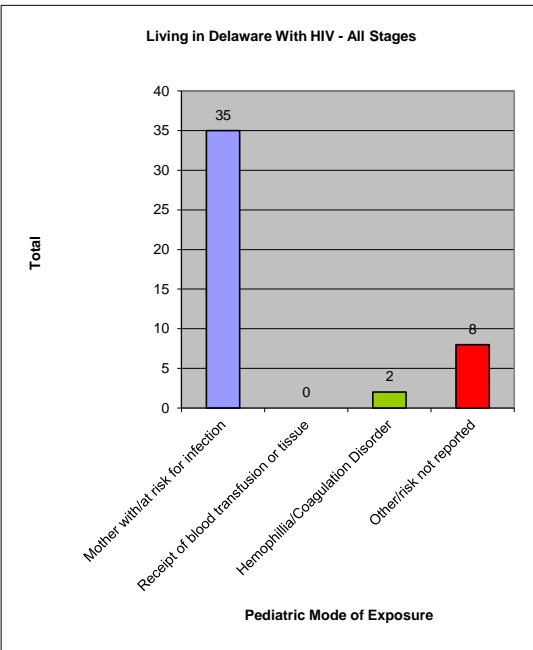
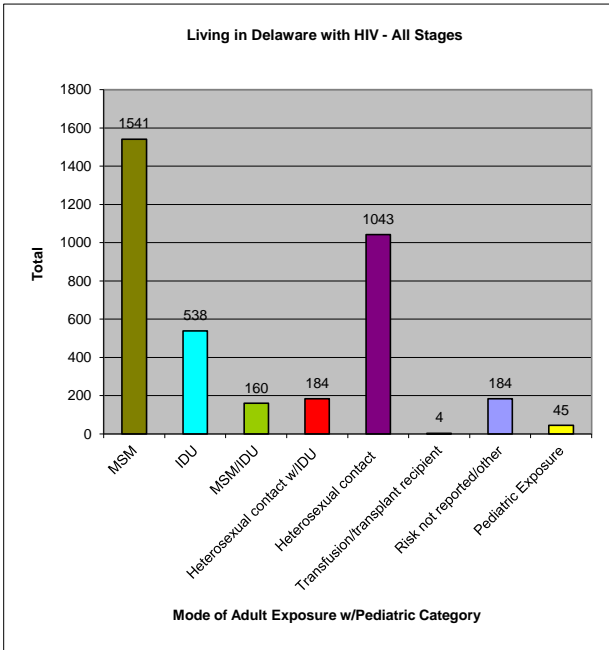
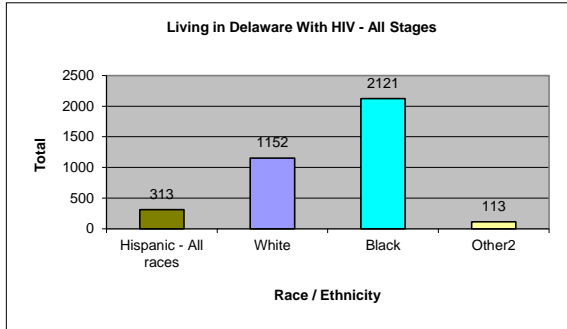
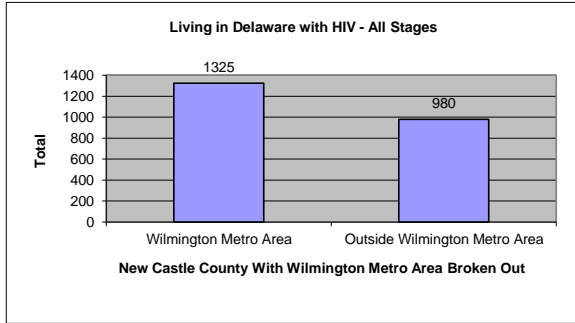
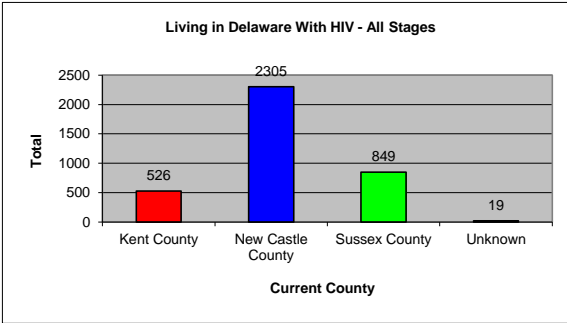
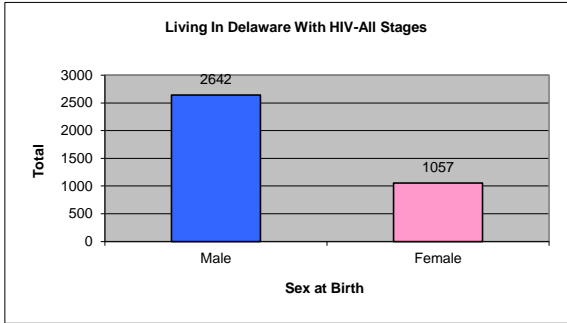
Note: This data includes only those people who were residents of Delaware at time of HIV diagnosis.



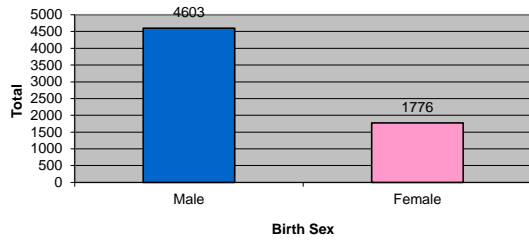
Total Stage 3 HIV (AIDS) Diagnosed Since 1981

Gender			
Male		3441	72.2%
Female		1326	27.8%
Total		4767	100%
Residence			
Kent County		532	11.2%
New Castle County		3540	74.3%
Wilmington Metro Area	2303	48.3%	
Outside Wilmington Metro Area	1237	25.9%	
Sussex County		695	14.6%
Unknown		0	0.0%
Total		4767	100%
Age at Diagnoses			
<13		31	0.7%
13-19		36	0.8%
20-29		650	13.6%
30-39		1751	36.7%
40-49		1484	31.1%
50+		815	17.1%
Total		4767	100%
Race/Ethnicity			
Hispanic - All races		284	6.0%
White		1273	26.7%
Black		3160	66.3%
Other		50	1.0%
Total		4767	100%
Mode of Exposure in Adult Cases			
MSM		1486	31.2%
IDU		1588	33.3%
MSM/IDU		266	5.6%
Heterosexual contact w/IDU		372	7.8%
Heterosexual contact		872	18.3%
Transfusion/transplant recipient		18	0.4%
Risk not reported/other		113	2.4%
Pediatric Exposure		52	1.1%
Total		4767	100%
Mode of Exposure in Pediatric Cases			
Mother with/at risk for infection		47	90.4%
Receipt of blood transfusion or tissue		1	1.9%
Hemophilia/Coagulation Disorder		1	1.9%
Other/risk not reported		3	5.8%
Total		52	100%

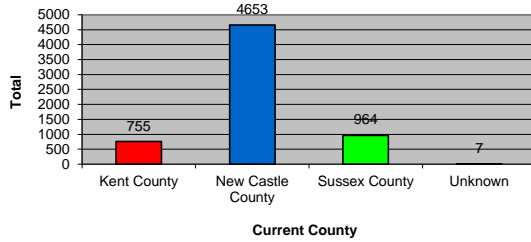
Note: This data includes only those persons who were residents of Delaware at time of Stage 3 HIV (AIDS) diagnosis and fit into the category of **ever** receiving a Stage 3 HIV (AIDS) diagnoses



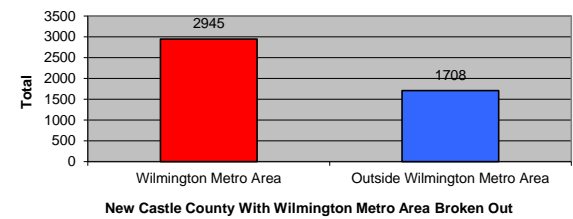
Total Diagnosed Delaware HIV Cases Since 1981



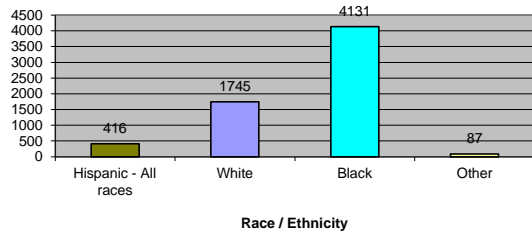
Total Diagnosed Delaware HIV Cases Since 1981



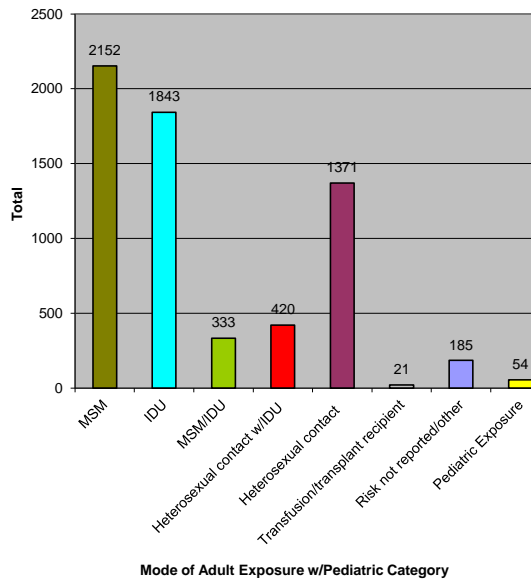
Total Diagnosed Delaware HIV Cases Since 1981



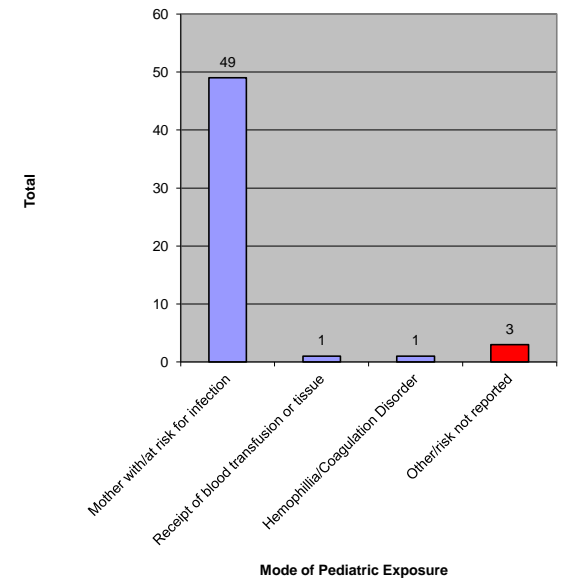
Total Diagnosed Delaware HIV Cases Since 1981



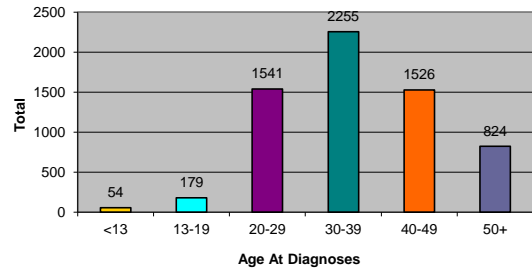
Total Diagnosed Delaware HIV Cases Since 1981



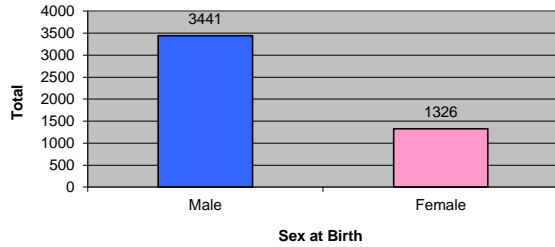
Total Diagnosed Delaware HIV Cases Since 1981



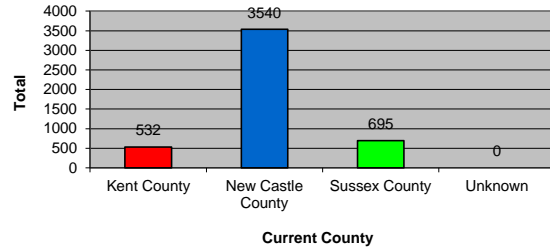
Total Diagnosed Delaware HIV Cases Since 1981



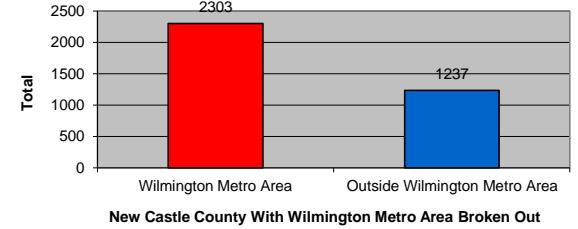
Total Diagnosed Delaware Stage 3 HIV (AIDS) Cases Since 1981



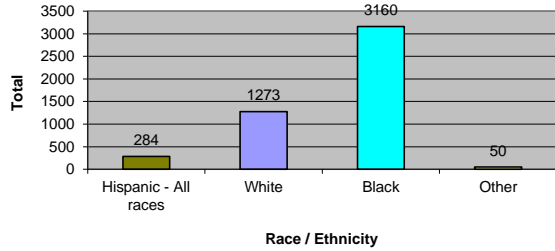
Total Diagnosed Delaware Stage 3 HIV (AIDS) Cases Since 1981



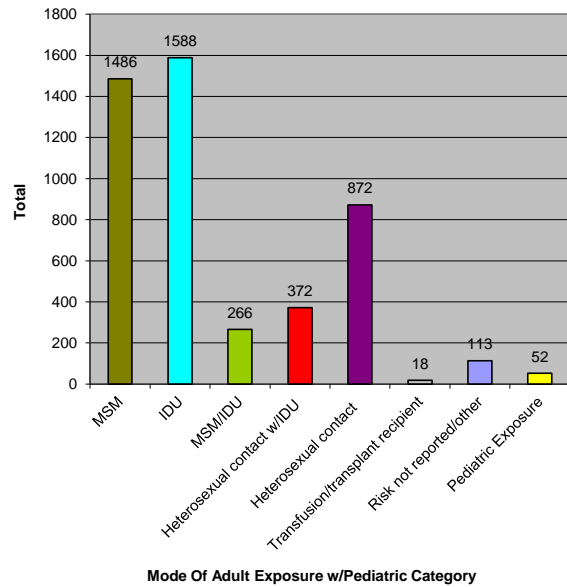
Total Diagnosed Delaware Stage 3 HIV (AIDS) Cases Since 1981



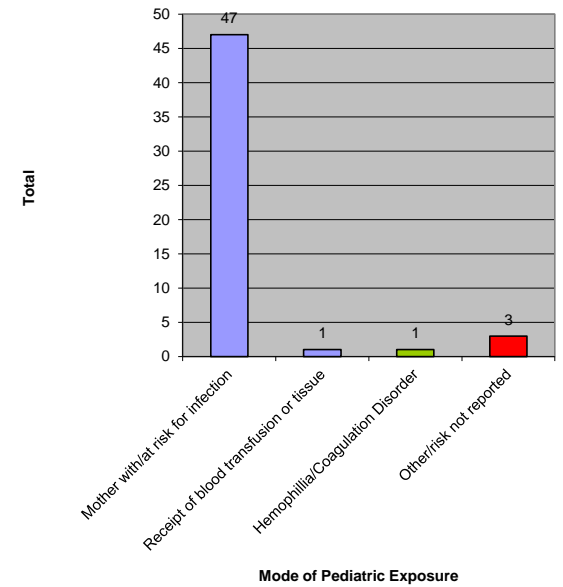
Total Diagnosed Delaware Stage 3 HIV (AIDS) Cases Since 1981



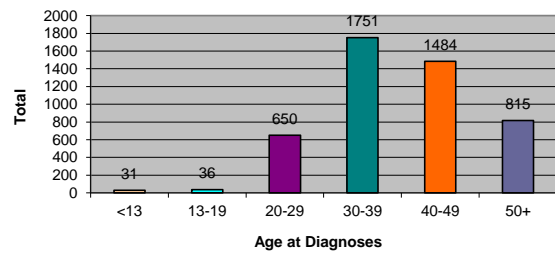
Total Diagnosed Delaware Stage 3 HIV (AIDS) Cases Since 1981



Total Diagnosed Delaware Stage 3 HIV (AIDS) Cases Since 1981

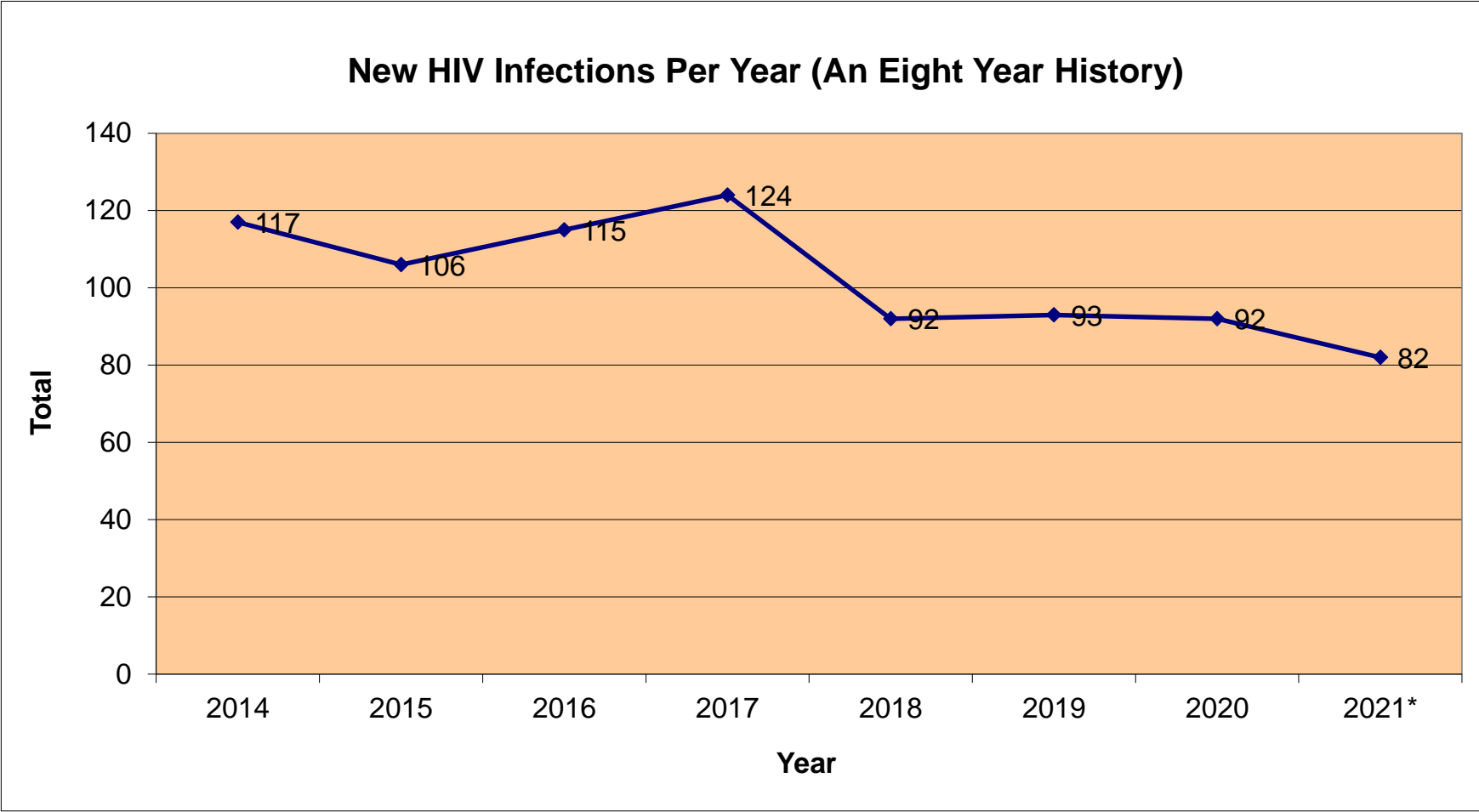


Total Diagnosed Delaware Stage 3 HIV (AIDS) Cases Since 1981



*So far in current year

New HIV Infections Per Year (An Eight Year History)



Summary Sheet for Communicable Disease Quarterly Report

	#	
Total Persons Living in Delaware with HIV	3699	
Total Persons Diagnosed with HIV in Delaware (Since 1981)	6379	
Total Persons Diagnosed with Stage 3 HIV (AIDS) in Delaware (Since 1981)	4767	
Total New Positives for Delaware in the Current Year	82	
Total New Positives at This Time Last Year	92	
Current Prevalence Rate	378.306	
Top Exposure Risk for Current Year		
	#	%
MSM	45	55%
Heterosexual	21	26%
IDU	8	10%
Other (includes risk not reported or identified)	8	10%